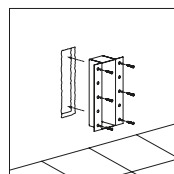
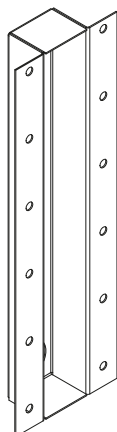
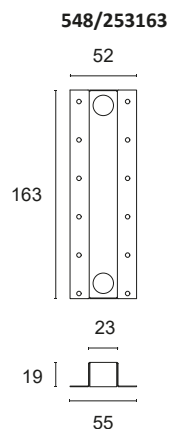



# REMOVE MINUS FORMWORK

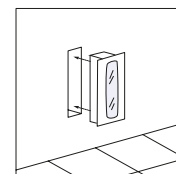
Metal formwork for the REMOVE MINUS model for use during installation. Can be wall mounted on stone, brick or plasterboard. Necessary for correct installation.



Insert the housing for the formwork and fix it with glue, putty or screws.



Finish off the edges of the formwork and prevent foreign bodies from entering the formwork. Route the electrical cable from the formwork to the shaft or to the shunt box.



Connect the electricals according to the product sheet, check that it works properly and insert it into the formwork using light pressure.